

COLDWELL BANKER CATALOG

2021



SIGN COMPANY

A DIVISION OF LOWEN CORPORATION

800-545-5505

lowensign.com

HANGING PANELS ONLY

24 GA. STEEL HANGING PANELS

Item	Description	Style	3	5	10	15	25	50	100+
252876	24 x 24 Steel Panel	A, B, C - P	24.75	20.70	18.60	18.45	17.50	17.20	16.95
252865	24 x 24 Steel Panel	D, E, F - P	24.75	20.70	18.60	18.45	17.50	17.20	16.95
252872	24 x 24 Steel Panel	J, K, L - P	24.75	20.70	18.60	18.45	17.50	17.20	16.95
252905	25 x 24 Steel Panel	P, Q, R - P	24.85	20.65	18.20	17.65	16.95	16.40	16.20
252901	25 x 24 Steel Panel	S, T, U - P	24.85	20.65	18.20	17.65	16.95	16.40	16.20
252903	25 x 24 Steel Panel	Y, Z, AA - P	24.85	20.65	18.20	17.65	16.95	16.40	16.20
252877	30 x 24 Steel Panel	EE, FF, GG - P	25.95	21.90	20.15	19.85	19.35	18.95	18.80
252867	30 x 24 Steel Panel	HH, II, JJ - P	25.95	21.90	20.15	19.85	19.35	18.95	18.80
252873	30 x 24 Steel Panel	KK, LL, MM	25.95	21.90	20.15	19.85	19.35	18.95	18.80

Price each. Shipped FOB, Lowen.

3 MM ALUMINUM COMPOSITE (DURABOND) HANGING PANELS

Item	Description	Style	3	5	10	15	25	50	100+
25L876	24 x 24 Alum. Composite Panel	A, B, C - P	28.15	24.10	21.70	21.55	20.55	20.25	19.95
25L865	24 x 24 Alum. Composite Panel	D, E, F - P	28.15	24.10	21.70	21.55	20.55	20.25	19.95
25L872	24 x 24 Alum. Composite Panel	J, K, L - P	28.15	24.10	21.70	21.55	20.55	20.25	19.95
25L915	25 x 24 Alum. Composite Panel	P, Q, R - P	29.30	25.45	23.05	22.20	21.65	21.10	20.95
25L911	25 x 24 Alum. Composite Panel	S, T, U - P	29.30	25.45	23.05	22.20	21.65	21.10	20.95
25L913	25 x 24 Alum. Composite Panel	Y, Z, AA - P	29.30	25.45	23.05	22.20	21.65	21.10	20.95
25L877	30 x 24 Alum. Composite Panel	EE, FF, GG - P	32.80	28.95	26.95	26.55	26.20	25.80	25.60
25L867	30 x 24 Alum. Composite Panel	HH, II, JJ - P	32.80	28.95	26.95	26.55	26.20	25.80	25.60
25L873	30 x 24 Alum. Composite Panel	KK, LL, MM	32.80	28.95	26.95	26.55	26.20	25.80	25.60

Price each. Shipped FOB, Lowen.

BRUSHED ALUMINUM COMPOSITE HANGING PANELS (PLATINUM DESIGNS)

Item	Description	Style	3	5	10	15	25	50	100+
25L903	24 x 24 Alum. Composite Panel	G, H, I - P	29.15	24.80	22.60	22.05	21.00	20.70	20.35
25L897	24 x 24 Alum. Composite Panel	M, N, O - P	29.15	24.80	22.60	22.05	21.00	20.70	20.35
25L917	25 x 24 Alum. Composite Panel	V, W, X - P	31.90	28.05	25.75	24.80	24.25	23.70	23.55
25L919	25 x 24 Alum. Composite Panel	BB, CC, DD - P	31.90	28.05	25.75	24.80	24.25	23.70	23.55
25L904	30 x 24 Alum. Composite Panel	NN, OO, PP - P	33.15	29.00	26.85	26.65	26.40	26.35	26.15
25L899	30 x 24 Alum. Composite Panel	QQ, RR, SS - P	33.15	29.00	26.85	26.65	26.40	26.35	26.15

Price each. Shipped FOB, Lowen.

.063 ALUMINUM HANGING PANELS

Item	Description	Style	3	5	10	15	25	50	100+
25A876	24 x 24 Alum. Panel	A, B, C - P	30.05	26.15	23.80	23.55	22.65	22.25	22.00
25A865	24 x 24 Alum. Panel	D, E, F - P	30.05	26.15	23.80	23.55	22.65	22.25	22.00
25A872	24 x 24 Alum. Panel	J, K, L - P	30.05	26.15	23.80	23.55	22.65	22.25	22.00
25A905	25 x 24 Alum. Panel	P, Q, R - P	33.05	28.80	26.75	25.60	25.25	24.55	24.35
25A901	25 x 24 Alum. Panel	S, T, U - P	33.05	28.80	26.75	25.60	25.25	24.55	24.35
25A903	25 x 24 Alum. Panel	Y, Z, AA - P	33.05	28.80	26.75	25.60	25.25	24.55	24.35
25A877	30 x 24 Alum. Panel	EE, FF, GG - P	33.45	29.95	27.85	27.45	26.90	26.40	26.20
25A867	30 x 24 Alum. Panel	HH, II, JJ - P	33.45	29.95	27.85	27.45	26.90	26.40	26.20
25A873	30 x 24 Alum. Panel	KK, LL, MM	33.45	29.95	27.85	27.45	26.90	26.40	26.20

Price each. Shipped FOB, Lowen.

HANGING PANEL DESIGNS SHOWN ON PAGES 3-4

.150 POLYETHYLENE HANGING PANELS

Item	Description	Style	3	5	10	15	25	50	100+
25P876	24 x 24 Poly Panel	A, B, C - P	33.40	28.55	26.15	25.95	25.50	25.30	24.95
25P865	24 x 24 Poly Panel	D, E, F - P	33.40	28.55	26.15	25.95	25.50	25.30	24.95
25P872	24 x 24 Poly Panel	J, K, L - P	33.40	28.55	26.15	25.95	25.50	25.30	24.95
25P905	25 x 24 Poly Panel	P, Q, R - P	33.25	29.15	27.75	26.30	25.30	24.45	24.15
25P865	25 x 24 Poly Panel	S, T, U - P	33.25	29.15	27.75	26.30	25.30	24.45	24.15
25P903	25 x 24 Poly Panel	Y, Z, AA - P	33.25	29.15	27.75	26.30	25.30	24.45	24.15
25P877	30 x 24 Poly Panel	EE, FF, GG - P	33.95	30.05	28.05	27.65	27.20	26.75	26.60
25P867	30 x 24 Poly Panel	HH, II, JJ - P	33.95	30.05	28.05	27.65	27.20	26.75	26.60
25P873	30 x 24 Poly Panel	KK, LL, MM	33.95	30.05	28.05	27.65	27.20	26.75	26.60

Price each. Shipped FOB, Lowen.

HANGING PANEL DESIGNS

24 x 24

Style A **Style B** **Style C-P** **Style D** **Style E** **Style F-P**

Style G **Style H** **Style I-P** **Style J** **Style K** **Style L-P**

Style M **Style N** **Style O-P**

Platinum Panels
All platinum panel layouts will be printed on the brushed aluminum composite material that has the platinum finish.



Reflective Options

All panel options (with the exception of the brushed aluminum composite) can be ordered in reflective so that your listing is easily seen at night!

Visit lowensign.com/coldwellbanker for more information on our reflective panels.

HANGING PANEL DESIGNS

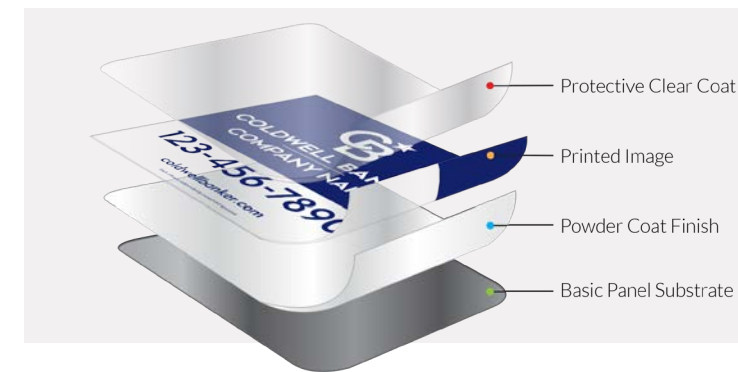
25 x 24



30 x 24




HANGING PANELS INCLUDE 3 GROMMETS



WE PROVIDE LASTING QUALITY AT THE BEST PRICE.
 These features come standard when you order from Lowen.
CLEAR COAT blocks UV rays to protect your image.
POWDER COAT prevents rust and provides a luxurious finish.

POSTS & STAKES



BLUE ALUMINUM POST

ITEM	Description	1	3	5+
25-505-BL	Blue Aluminum Post	106.70	79.90	73.95

Price each. Shipped FOB, Lowen. **Ground Anchor Included**

WHITE ALUMINUM POST

ITEM	Description	1	3	5+
25-505	White Aluminum Post	88.20	61.40	55.45

Price each. Shipped FOB, Lowen. **Ground Anchor Included**

WHITE ANGLE IRON STAKE

ITEM	Description	3	5+
25-684	48" Sign Stake	9.70	8.15

Price each. Shipped FOB, Lowen.

WHITE HANGING TUBULAR STAKE

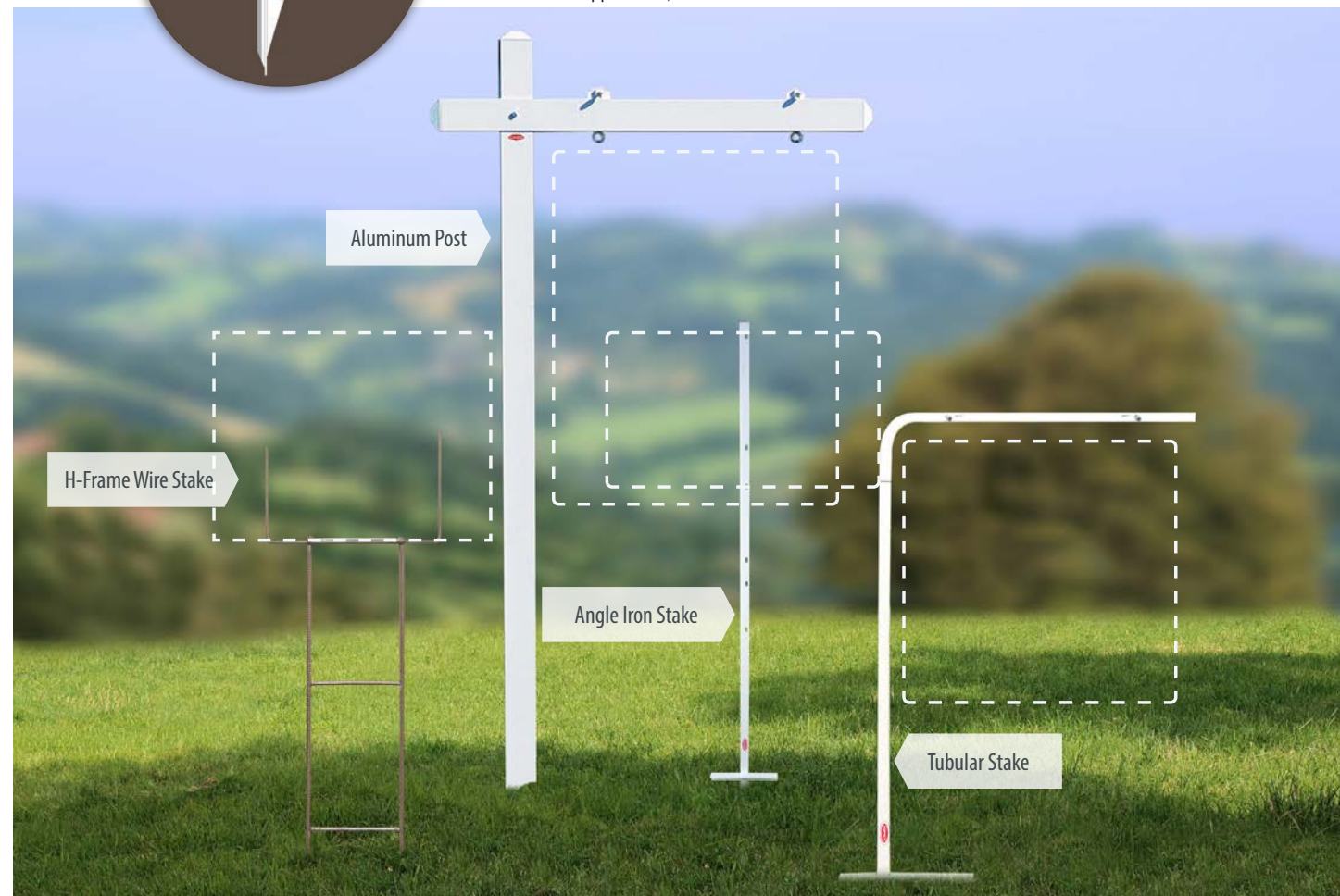
ITEM	Description	1	3	5+
25-695	51.25" Tube Stake	49.15	37.50	34.50

Price each. Shipped FOB, Lowen.

H-FRAME WIRE STAKE

ITEM	Description	3	5+
12-687	30.5" Wire Stake	5.20	3.70

Price each. Shipped FOB, Lowen.



PANEL MATERIAL

24 GA. STEEL

ITEM	Description	3	5	10	15	25	50	100+
25Z866	24 x 24 Steel	23.80	19.70	17.65	17.50	16.55	16.20	15.95
25Z868	30 x 24 Steel	24.90	20.80	19.10	18.80	18.30	17.90	17.75

Price each. Shipped FOB, Lowen.

- Powder coated steel is the best option for long-lasting signage.
- 3 year limited warranty against peeling and fading.
- 24 gauge or 20 gauge thickness.




3 MM ALUMINUM COMPOSITE

ITEM	Description	3	5	10	15	25	50	100+
25L866	24 x 24 Aluminum Composite	26.25	22.15	19.65	19.60	18.60	18.30	17.95
25L868	30 x 24 Aluminum Composite	32.80	28.95	26.95	26.55	26.20	25.80	25.60

Price each. Shipped FOB, Lowen.

- Great alternative to a wood sign or MDO board.
- Does not swell, corrode, crack, chip, or rot.
- Painted aluminum face adding high gloss brilliance and rigidity.



3 MM BRUSHED ALUMINUM COMPOSITE

ITEM	Description	3	5	10	15	25	50	100+
25L896	24 x 24 Aluminum Composite	26.50	22.40	19.90	19.75	18.75	18.45	18.15
25L898	30 x 24 Aluminum Composite	32.30	28.15	26.05	25.60	25.20	24.80	24.60

Price each. Shipped FOB, Lowen.

- Great alternative to a wood sign or MDO board.
- Does not swell, corrode, crack, chip, or rot.
- Brushed aluminum face adding platinum brilliance.



.040 & .063 ALUMINUM

ITEM	Description	3	5	10	15	25	50	100+
25A866A	24 x 24 .040 Aluminum	25.85	22.00	19.55	19.40	18.50	18.10	17.80
25A868A	30 x 24 .040 Aluminum	31.15	27.25	25.25	24.90	24.40	23.95	23.80
25A865	24 x 24 .063 Aluminum	30.05	26.15	23.80	23.55	22.65	22.25	22.00
25A901	25 x 24 .063 Aluminum	33.05	28.80	26.75	25.60	25.25	24.55	24.35
25A873A	30 x 24 .063 Aluminum	33.45	29.95	27.85	27.45	26.90	26.40	26.20

Price each. Shipped FOB, Lowen.

- .063 Aluminum is only used for hanging panels
- Aluminum will not rust
- Good for coastal areas
- A clear coat prevents ink from fading and protects against scratches



.090 & .150 POLYETHYLENE

ITEM	Description	3	5	10	15	25	50	100+
25P866	24 x 24 .090 Poly	31.35	25.45	22.00	21.70	20.55	19.95	19.60
25P868	30 x 24 .090 Poly	32.10	27.40	24.45	23.95	23.15	22.60	22.35
25P872	24 x 24 .150 Poly	33.40	28.55	26.15	25.95	25.50	25.30	24.95
25P867P	30 x 24 .150 Poly	33.95	30.05	28.05	27.65	27.20	26.75	26.60

Price each. Shipped FOB, Lowen.

- Lightweight, plastic sign material.
- Durable material that will not corrode.

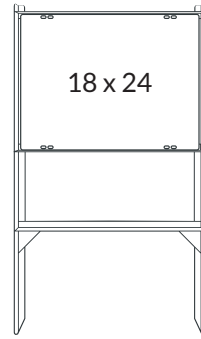


COMPLETE FRAME UNITS

18 X 24 ANGLE IRON UNIT - STEEL FRAMES

Panel Material	Description	3	5	10	15	25	50	100+
Steel	White Frame with Panel	47.30	42.50	39.85	39.25	38.45	37.85	37.65
Brushed Aluminum Composite	White Frame with Panel	50.15	45.55	42.90	42.30	41.65	41.10	40.85

Price each. Shipped FOB, Lowen.



18 X 24 ANGLE IRON UNIT



18 x 24 White Frame Unit
Panel Material Options:
Steel: 25Z959-300A-W



18 x 24 White Frame Unit
Panel Material Options:
Steel: 25Z963-300-W



18 x 24 White Frame Unit
Panel Material Options:
Steel: 25Z959-300-W



18 x 24 White Frame Unit
Panel Material Options:
Steel: 25Z961-300-W



18 x 24 White Frame Unit
Panel Material Options:
Brushed Alum. Comp: 25L965-300-W



18 x 24 White Frame Unit
Panel Material Options:
Brushed Alum. Comp: 25L965-300A-W



18 x 24 White Frame Unit
Panel Material Options:
Brushed Alum. Comp: 25L967-300-W

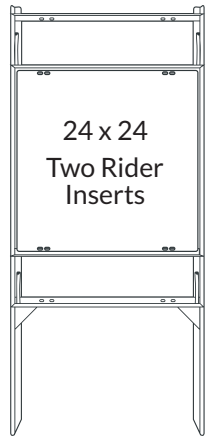
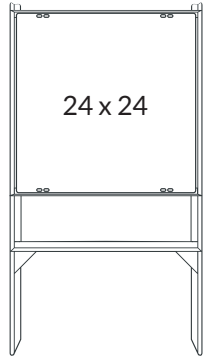
Units are shipped assembled with hardware, ready for your listings!



24 X 24 ANGLE IRON UNIT - STEEL FRAMES

Panel Material	Description	3	5	10	15	25	50	100+
Steel	White Frame with Panel	50.15	45.55	42.90	42.30	41.65	41.10	40.85
Steel	White Frame with Panel & 2 Rider Inserts	53.30	49.65	46.65	45.95	45.35	44.75	44.45
Reflective Steel	White Frame with Panel	72.55	66.90	63.55	62.75	61.95	61.25	60.90
Reflective Steel	White Frame with Panel & 2 Rider Inserts	75.75	71.00	67.35	66.40	65.65	64.90	64.50
Steel	Blue Frame with Panel	55.65	51.05	48.40	47.80	47.15	46.60	46.35
Steel	Blue Frame with Panel & 2 Rider Inserts	60.55	56.90	53.90	53.20	52.60	52.00	51.65
Reflective Steel	Blue Frame with Panel	78.05	72.40	69.05	68.25	67.45	66.75	66.40
Reflective Steel	Blue Frame with Panel & 2 Rider Inserts	82.95	78.20	74.55	73.60	72.85	72.15	71.70
Polythylene	White Frame with Panel	57.70	51.30	47.25	46.50	45.65	44.85	44.50
Polythylene	White Frame with Panel & 2 Rider Inserts	60.85	55.35	51.00	50.15	49.35	48.60	48.20
Polythylene	Blue Frame with Panel	64.20	58.70	54.35	53.50	52.70	51.85	51.45
Polythylene	Blue Frame with Panel & 2 Rider Inserts	68.10	62.60	58.25	57.40	56.60	56.20	55.90
.040 Aluminum	White Frame with Panel	52.25	47.80	44.85	44.20	43.60	43.00	42.75
.040 Aluminum	White Frame with Panel & 2 Rider Inserts	55.40	51.90	48.65	47.85	47.30	46.65	46.35
.040 Reflective Aluminum	White Frame with Panel	74.65	69.15	65.55	64.65	63.90	63.15	62.80
.040 Reflective Aluminum	White Frame with Panel & 2 Rider Inserts	77.80	73.25	69.35	69.30	67.60	66.80	66.40
.040 Aluminum	Blue Frame with Panel	57.75	53.30	50.35	49.70	49.10	48.50	48.25
.040 Aluminum	Blue Frame and Panel & 2 Rider Inserts	62.65	59.15	55.90	55.10	54.55	53.90	53.55
.040 Reflective Aluminum	Blue Frame with Panel	80.15	74.65	71.05	70.15	69.40	68.65	68.30
.040 Reflective Aluminum	Blue Frame with Panel & 2 Rider Inserts	85.05	80.50	76.55	75.55	74.80	74.05	73.60
Aluminum Compositite	White Frame with Panel	52.95	48.40	45.15	44.75	44.05	43.60	43.25
Aluminum Compositite	White Frame with Panel & 2 Rider Inserts	56.15	52.50	48.95	48.40	47.75	47.20	46.90
Reflective Aluminum Compositite	White Frame with Panel	75.35	69.70	65.85	65.20	64.53	63.75	63.30
Reflective Aluminum Compositite	White Frame with Panel & 2 Rider Inserts	78.55	73.80	69.65	68.85	68.05	67.35	66.95
Aluminum Compositite	Blue Frame with Panel	58.45	53.90	50.65	50.25	49.55	49.10	48.75
Aluminum Compositite	Blue Frame with Panel & 2 Rider Inserts	63.40	59.75	56.20	55.65	55.05	54.45	54.10
Reflective Aluminum Compositite	Blue Frame with Panel	80.85	45.20	71.35	70.70	69.85	69.25	68.80
Reflective Aluminum Compositite	Blue Frame with Panel & 2 Rider Inserts	85.80	81.05	76.85	76.10	75.25	74.60	74.15
Brushed Aluminum Composite	White Frame with Panel	54.30	49.70	46.50	46.10	45.40	44.90	44.60
Brushed Aluminum Composite	White Frame with Panel & 2 Rider Inserts	57.45	53.75	50.25	49.70	49.05	48.50	48.15
Brushed Aluminum Composite	Blue Frame with Panel	59.80	55.20	52.00	51.60	50.90	50.40	50.10
Brushed Aluminum Composite	Blue Frame with Panel & 2 Rider Inserts	64.70	61.05	57.50	57.00	56.30	55.75	55.45

Price each. Shipped FOB, Lowen.



24 X 24 ANGLE IRON UNIT DESIGNS SHOWN ON PAGES 8-12

24 X 24 ANGLE IRON UNIT - PRICING TABLE ON PAGE 7



24 x 24 White Frame Unit
Panel Material Options:
Steel: 25Z964-300-W



24 x 24 White Frame Unit
Panel Material Options:
Steel: 25Z962-300-W



24 x 24 White Frame Unit
Panel Material Options:
Steel: 25Z960-300-W



24 x 24 White Frame Unit
Panel Material Options:
Steel: 25Z929-W
Reflective Steel: 25Z929R-W
Polythylene: 25P929-W
Aluminum: 25A929-W
Reflective Aluminum: 25A929R-W
Alum. Composite: 25L929-W
Reflective Alum. Comp: 25L929R-W

24 x 24 White Frame Unit
Panel Material Options:
Steel: 25Z929A-W
Reflective Steel: 25Z929RA-W
Polythylene: 25P929A-W
Aluminum: 25A929A-W
Reflective Aluminum: 25A929RA-W
Alum. Composite: 25L929A-W
Reflective Alum. Comp: 25L929RA-W

24 x 24 White Frame Unit
Panel Material Options:
Steel: 25Z929P-W
Reflective Steel: 25Z929RP-W
Polythylene: 25P929P-W
Aluminum: 25A929P-W
Reflective Aluminum: 25A929RP-W
Alum. Composite: 25L929P-W
Reflective Alum. Comp: 25L929RP-W

24 x 24 White Frame Unit
Panel Material Options:
Steel: 25Z928-W
Reflective Steel: 25Z928R-W
Polythylene: 25P928-W
Aluminum: 25A928-W
Reflective Aluminum: 25A928R-W
Alum. Composite: 25L928-W
Reflective Alum. Comp: 25L928R-W

24 x 24 White Frame Unit
Panel Material Options:
Steel: 25Z928A-W
Reflective Steel: 25Z928RA-W
Polythylene: 25P928A-W
Aluminum: 25A928A-W
Reflective Aluminum: 25A928RA-W
Alum. Composite: 25L928A-W
Reflective Alum. Comp: 25L928RA-W

24 x 24 White Frame Unit
Panel Material Options:
Steel: 25Z928P-W
Reflective Steel: 25Z928RP-W
Polythylene: 25P928P-W
Aluminum: 25A928P-W
Reflective Aluminum: 25A928RP-W
Alum. Composite: 25L928P-W
Reflective Alum. Comp: 25L928RP-W

24 x 24 White Frame Unit
Panel Material Options:
Steel: 25Z927-W
Reflective Steel: 25Z927R-W
Polythylene: 25P927-W
Aluminum: 25A927-W
Reflective Aluminum: 25A927R-W
Alum. Composite: 25L927-W
Reflective Alum. Comp: 25L927R-W



24 x 24 Blue Frame Unit
Panel Material Options:
Steel: 25Z929
Reflective Steel: 25Z929R
Polythylene: 25P929
Aluminum: 25A929
Reflective Aluminum: 25A929R
Alum. Composite: 25L929
Reflective Alum. Comp: 25L929R

24 x 24 Blue Frame Unit
Panel Material Options:
Steel: 25Z929A
Reflective Steel: 25Z929RA
Polythylene: 25P929A
Aluminum: 25A929A
Reflective Aluminum: 25A929RA
Alum. Composite: 25L929A
Reflective Alum. Comp: 25L929RA

24 x 24 Blue Frame Unit
Panel Material Options:
Steel: 25Z929P
Reflective Steel: 25Z929RP
Polythylene: 25P929P
Aluminum: 25A929P
Reflective Aluminum: 25A929RP
Alum. Composite: 25L929P
Reflective Alum. Comp: 25L929RP

24 x 24 Blue Frame Unit
Panel Material Options:
Steel: 25Z928
Reflective Steel: 25Z928R
Polythylene: 25P928
Aluminum: 25A928
Reflective Aluminum: 25A928R
Alum. Composite: 25L928
Reflective Alum. Comp: 25L928R

24 x 24 Blue Frame Unit
Panel Material Options:
Steel: 25Z928A
Reflective Steel: 25Z928RA
Polythylene: 25P928A
Aluminum: 25A928A
Reflective Aluminum: 25A928RA
Alum. Composite: 25L928A
Reflective Alum. Comp: 25L928RA

24 x 24 Blue Frame Unit
Panel Material Options:
Steel: 25Z928P
Reflective Steel: 25Z928RP
Polythylene: 25P928P
Aluminum: 25A928P
Reflective Aluminum: 25A928RP
Alum. Composite: 25L928P
Reflective Alum. Comp: 25L928RP

24 x 24 Blue Frame Unit
Panel Material Options:
Steel: 25Z927
Reflective Steel: 25Z927R
Polythylene: 25P927
Aluminum: 25A927
Reflective Aluminum: 25A927R
Alum. Composite: 25L927
Reflective Alum. Comp: 25L927R



24 x 24 White Frame Unit
Panel Material Options:
Steel: 25Z927A-W
Reflective Steel: 25Z927RA-W
Polythylene: 25P927A-W
Aluminum: 25A927A-W
Reflective Aluminum: 25A927RA-W
Alum. Composite: 25L927A-W
Reflective Alum. Comp: 25L927RA-W

24 x 24 White Frame Unit
Panel Material Options:
Steel: 25Z927P-W
Reflective Steel: 25Z927RP-W
Polythylene: 25P927P-W
Aluminum: 25A927P-W
Reflective Aluminum: 25A927RP-W
Alum. Composite: 25L927P-W
Reflective Alum. Comp: 25L927RP-W

24 x 24 White Frame Unit W/ 2 Rider Inserts
Panel Material Options:
Steel: 25Z946-W
Reflective Steel: 25Z946R-W
Polythylene: 25P946-W
Aluminum: 25A946-W
Reflective Aluminum: 25A946R-W
Alum. Composite: 25L946-W
Reflective Alum. Comp: 25L946R-W

24 x 24 White Frame Unit W/ 2 Rider Inserts
Panel Material Options:
Steel: 25Z946A-W
Reflective Steel: 25Z946RA-W
Polythylene: 25P946A-W
Aluminum: 25A946A-W
Reflective Aluminum: 25A946RA-W
Alum. Composite: 25L946A-W
Reflective Alum. Comp: 25L946RA-W

24 x 24 White Frame Unit W/ 2 Rider Inserts
Panel Material Options:
Steel: 25Z946P-W
Reflective Steel: 25Z946RP-W
Polythylene: 25P946P-W
Aluminum: 25A946P-W
Reflective Aluminum: 25A946RP-W
Alum. Composite: 25L946P-W
Reflective Alum. Comp: 25L946RP-W

24 x 24 White Frame Unit W/ 2 Rider Inserts
Panel Material Options:
Steel: 25Z945-W
Reflective Steel: 25Z945R-W
Polythylene: 25P945-W
Aluminum: 25A945-W
Reflective Aluminum: 25A945R-W
Alum. Composite: 25L945-W
Reflective Alum. Comp: 25L945R-W

24 x 24 White Frame Unit W/ 2 Rider Inserts
Panel Material Options:
Steel: 25Z945A-W
Reflective Steel: 25Z945RA-W
Polythylene: 25P945A-W
Aluminum: 25A945A-W
Reflective Aluminum: 25A945RA-W
Alum. Composite: 25L945A-W
Reflective Alum. Comp: 25L945RA-W



24 x 24 Blue Frame Unit
Panel Material Options:
Steel: 25Z927A
Reflective Steel: 25Z927RA
Polythylene: 25P927A
Aluminum: 25A927A
Reflective Aluminum: 25A927RA
Alum. Composite: 25L927A
Reflective Alum. Comp: 25L927RA

24 x 24 Blue Frame Unit
Panel Material Options:
Steel: 25Z927P
Reflective Steel: 25Z927RP
Polythylene: 25P927P
Aluminum: 25A927P
Reflective Aluminum: 25A927RP
Alum. Composite: 25L927P
Reflective Alum. Comp: 25L927RP

24 x 24 Blue Frame Unit W/ 2 Rider Inserts
Panel Material Options:
Steel: 25Z946
Reflective Steel: 25Z946R
Polythylene: 25P946
Aluminum: 25A946
Reflective Aluminum: 25A946R
Alum. Composite: 25L946
Reflective Alum. Comp: 25L946R


24 x 24 Blue Frame Unit W/ 2 Rider Inserts
Panel Material Options:
Steel: 25Z946A
Reflective Steel: 25Z946RA
Polythylene: 25P946A
Aluminum: 25A946A
Reflective Aluminum: 25A946RA
Alum. Composite: 25L946A
Reflective Alum. Comp: 25L946RA

24 x 24 Blue Frame Unit W/ 2 Rider Inserts
Panel Material Options:
Steel: 25Z946P
Reflective Steel: 25Z946RP
Polythylene: 25P946P
Aluminum: 25A946P
Reflective Aluminum: 25A946RP
Alum. Composite: 25L946P
Reflective Alum. Comp: 25L946RP

24 x 24 Blue Frame Unit W/ 2 Rider Inserts
Panel Material Options:
Steel: 25Z945
Reflective Steel: 25Z945R
Polythylene: 25P945
Aluminum: 25A945
Reflective Aluminum: 25A945R
Alum. Composite: 25L945
Reflective Alum. Comp: 25L945R

24 x 24 Blue Frame Unit W/ 2 Rider Inserts
Panel Material Options:
Steel: 25Z945A
Reflective Steel: 25Z945RA
Polythylene: 25P945A
Aluminum: 25A945A
Reflective Aluminum: 25A945RA
Alum. Composite: 25L945A
Reflective Alum. Comp: 25L945RA


24 X 24 ANGLE IRON UNIT - PRICING TABLE ON PAGE 7



24 x 24 White Frame Unit W/ 2 Rider Inserts
 Panel Material Options:
Steel: 25Z945P-W
Reflective Steel: 25Z945RP-W
Polythylene: 25Z928P-W
Aluminum: 25A945P-W
Reflective Aluminum: 25A945RP-W
Alum. Composite: 25L945P-W
Reflective Alum. Comp: 25L945RP-W




24 x 24 Blue Frame Unit W/ 2 Rider Inserts
 Panel Material Options:
Steel: 25Z945P
Reflective Steel: 25Z945RP
Polythylene: 25P945P
Aluminum: 25A945P
Reflective Aluminum: 25A945RP
Alum. Composite: 25L945P
Reflective Alum. Comp: 25L945RP



24 x 24 White Frame Unit W/ 2 Rider Inserts
 Panel Material Options:
Steel: 25Z944-W
Reflective Steel: 25Z944R-W
Polythylene: 25P944-W
Aluminum: 25A944-W
Reflective Aluminum: 25A944R-W
Alum. Composite: 25L944-W
Reflective Alum. Comp: 25L944R-W




24 x 24 Blue Frame Unit W/ 2 Rider Inserts
 Panel Material Options:
Steel: 25Z944
Reflective Steel: 25Z944R
Polythylene: 25P944
Aluminum: 25A944
Reflective Aluminum: 25A944R
Alum. Composite: 25L944
Reflective Alum. Comp: 25L944R




24 x 24 White Frame Unit W/ 2 Rider Inserts
 Panel Material Options:
Steel: 25Z944A-W
Reflective Steel: 25Z944RA-W
Polythylene: 25P944A-W
Aluminum: 25A944A-W
Reflective Aluminum: 25A944RA-W
Alum. Composite: 25L944A-W
Reflective Alum. Comp: 25L944RA-W




24 x 24 Blue Frame Unit W/ 2 Rider Inserts
 Panel Material Options:
Steel: 25Z944A
Reflective Steel: 25Z944RA
Polythylene: 25P944A
Aluminum: 25A944A
Reflective Aluminum: 25A944RA
Alum. Composite: 25L944A
Reflective Alum. Comp: 25L944RA




24 x 24 White Frame Unit W/ 2 Rider Inserts
 Panel Material Options:
Steel: 25Z944P-W
Reflective Steel: 25Z944RP-W
Polythylene: 25P944P-W
Aluminum: 25A944P-W
Reflective Aluminum: 25A944RP-W
Alum. Composite: 25L944P-W
Reflective Alum. Comp: 25L944RP-W



24 x 24 Blue Frame Unit W/ 2 Rider Inserts
 Panel Material Options:
Steel: 25Z944P
Reflective Steel: 25Z944RP
Polythylene: 25P944P
Aluminum: 25A944P
Reflective Aluminum: 25A944RP
Alum. Composite: 25L944P
Reflective Alum. Comp: 25L944RP




24 x 24 White Frame Unit
 Panel Material Options:
Brushed Alum. Comp: 25L968-300-W



24 x 24 White Frame Unit
 Panel Material Options:
Brushed Alum. Comp: 25L968-306-W




24 x 24 White Frame Unit
 Panel Material Options:
Brushed Alum. Comp: 25L966-300-W




24 x 24 White Frame Unit
 Panel Material Options:
Brushed Alum. Comp: 25L966-306-W




24 x 24 White Frame Unit
 Panel Material Options:
Brushed Alum. Comp: 25L931-W




24 x 24 Blue Frame Unit
 Panel Material Options:
Brushed Alum. Comp: 25L931



24 x 24 White Frame Unit
 Panel Material Options:
Brushed Alum. Comp: 25L931A-W



24 x 24 Blue Frame Unit
 Panel Material Options:
Brushed Alum. Comp: 25L931A



24 x 24 White Frame Unit
 Panel Material Options:
Brushed Alum. Comp: 25L931P-W



24 x 24 Blue Frame Unit
 Panel Material Options:
Brushed Alum. Comp: 25L931P




24 x 24 White Frame Unit
 Panel Material Options:
Brushed Alum. Comp: 25L930-W



24 x 24 Blue Frame Unit
 Panel Material Options:
Brushed Alum. Comp: 25L930




24 x 24 White Frame Unit
 Panel Material Options:
Brushed Alum. Comp: 25L930P-W




24 x 24 Blue Frame Unit
 Panel Material Options:
Brushed Alum. Comp: 25L930P



24 x 24 White Frame Unit
 Panel Material Options:
Brushed Alum. Comp: 25L930A-W




24 x 24 Blue Frame Unit
 Panel Material Options:
Brushed Alum. Comp: 25L930A



24 x 24 White Frame Unit W/ Rider Insert
 Panel Material Options:
Brushed Alum. Comp: 25L948-W



24 x 24 Blue Frame Unit W/ Rider Insert
 Panel Material Options:
Brushed Alum. Comp: 25L948



24 x 24 White Frame Unit W/ Rider Insert
 Panel Material Options:
Brushed Alum. Comp: 25L948A-W



24 x 24 Blue Frame Unit W/ Rider Insert
 Panel Material Options:
Brushed Alum. Comp: 25L948A


24 X 24 ANGLE IRON UNIT - PRICING TABLE ON PAGE 7



24 x 24 White Frame Unit W/ Rider Insert
Panel Material Options:
Brushed Alum. Comp: 25L948P-W



24 x 24 Blue Frame Unit W/ Rider Insert
Panel Material Options:
Brushed Alum. Comp: 25L948P



24 x 24 White Frame Unit W/ Rider Insert
Panel Material Options:
Brushed Alum. Comp: 25L947-W



24 x 24 Blue Frame Unit W/ Rider Insert
Panel Material Options:
Brushed Alum. Comp: 25L947



24 x 24 White Frame Unit W/ Rider Insert
Panel Material Options:
Brushed Alum. Comp: 25L947A-W



24 x 24 Blue Frame Unit W/ Rider Insert
Panel Material Options:
Brushed Alum. Comp: 25L947A



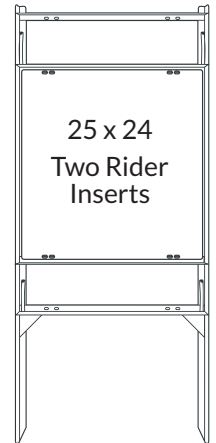
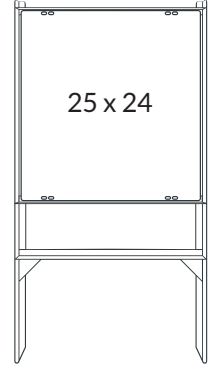
24 x 24 White Frame Unit W/ Rider Insert
Panel Material Options:
Brushed Alum. Comp: 25L947P-W



24 x 24 Blue Frame Unit W/ Rider Insert
Panel Material Options:
Brushed Alum. Comp: 25L947P

25 X 24 ANGLE IRON UNIT - STEEL FRAMES


Panel Material	Description	3	5	10	15	25	50	100+
Steel	White Frame with Panel	50.75	46.15	44.15	43.75	42.25	41.70	41.40
Steel	White Frame with Panel & 2 Rider Inserts	54.10	50.40	49.35	46.70	46.10	45.50	45.20
Reflective Steel	White Frame with Panel	72.40	67.30	66.25	63.00	62.00	61.40	61.05
Reflective Steel	White Frame with Panel & 2 Rider Inserts	76.75	72.60	71.45	67.85	66.90	66.25	65.85
Steel	Blue Frame with Panel	56.40	51.80	51.10	48.55	47.90	47.35	47.10
Steel	Blue Frame with Panel & 2 Rider Inserts	60.25	56.60	55.80	52.90	52.30	51.70	51.40
Reflective Steel	Blue Frame with Panel	79.05	73.95	73.20	69.65	68.70	68.10	67.70
Reflective Steel	Blue Frame with Panel & 2 Rider Inserts	82.95	78.75	77.90	74.00	73.10	72.40	72.00
Polythylene	White Frame with Panel	57.90	53.10	52.05	49.80	49.15	48.50	48.15
Polythylene	White Frame with Panel & 2 Rider Inserts	62.75	58.90	57.80	55.20	54.60	53.85	53.50
Polythylene	Blue Frame with Panel	65.25	60.45	59.75	57.25	56.60	55.95	55.60
Polythylene	Blue Frame with Panel & 2 Rider Inserts	69.55	65.70	64.90	62.10	61.50	60.75	60.40
Aluminum Compostite	White Frame with Panel	54.35	49.95	48.90	46.30	45.80	45.30	45.00
Aluminum Compostite	White Frame with Panel & 2 Rider Inserts	58.70	55.25	54.10	51.15	50.70	50.10	49.80
Reflective Aluminum Compostite	White Frame with Panel	77.05	72.10	71.00	67.45	66.60	66.05	65.60
Reflective Aluminum Compostite	White Frame with Panel & 2 Rider Inserts	81.40	77.40	76.20	72.30	71.50	70.85	70.40
Aluminum Compostite	Blue Frame with Panel	61.00	56.60	55.85	53.00	52.50	51.95	51.70
Aluminum Compostite	Blue Frame with Panel & 2 Rider Inserts	64.90	61.40	60.50	57.35	56.90	56.30	56.00
Reflective Aluminum Compostite	Blue Frame with Panel	83.70	78.80	77.95	74.10	73.30	72.70	72.30
Reflective Aluminum Compostite	Blue Frame with Panel & 2 Rider Inserts	87.60	83.55	82.60	78.45	77.65	77.00	76.60
Brushed Aluminum Compostite	White Frame with Panel	61.05	57.85	56.80	53.75	53.30	52.70	52.40
Brushed Aluminum Compostite	White Frame with Panel & 2 Rider Inserts	61.05	57.85	56.80	53.75	53.30	52.70	52.40
Brushed Aluminum Compostite	Blue Frame with Panel	63.60	59.20	58.55	55.60	55.10	54.55	54.30
Brushed Aluminum Compostite	Blue Frame with Panel & 2 Rider Inserts	67.50	64.00	63.20	59.95	59.50	58.90	58.55



Price each. Shipped FOB, Lowen.

25 X 24 ANGLE IRON UNIT DESIGNS SHOWN ON PAGES 12-17

25 X 24 ANGLE IRON UNIT - PRICING TABLE ON PAGE 13




25 x 24 White Frame Unit
Panel Material Options:
Steel: 25Z707-W
Reflective Steel: 25Z707R-W
Polythylene: 25P707-W
Alum. Composite: 25L707-W
Reflective Alum. Comp: 25L707R-W




25 x 24 Blue Frame Unit
Panel Material Options:
Steel: 25Z707
Reflective Steel: 25Z707R
Polythylene: 25P707
Alum. Composite: 25L707
Reflective Alum. Comp: 25L707R



25 x 24 White Frame Unit
Panel Material Options:
Steel: 25Z707P-W
Reflective Steel: 25Z707RP-W
Polythylene: 25P707P-W
Alum. Composite: 25L707P-W
Reflective Alum. Comp: 25L707RP-W



25 x 24 Blue Frame Unit
Panel Material Options:
Steel: 25Z707P
Reflective Steel: 25Z707RP
Polythylene: 25P707P
Alum. Composite: 25L707P
Reflective Alum. Comp: 25L707RP




25 x 24 White Frame Unit
Panel Material Options:
Steel: 25Z707A-W
Reflective Steel: 25Z707RA-W
Polythylene: 25P707A-W
Alum. Composite: 25L707A-W
Reflective Alum. Comp: 25L707RA-W




25 x 24 Blue Frame Unit
Panel Material Options:
Steel: 25Z707A
Reflective Steel: 25Z707RA
Polythylene: 25P707A
Alum. Composite: 25L707A
Reflective Alum. Comp: 25L707RA



25 x 24 White Frame Unit
Panel Material Options:
Steel: 25Z706-W
Reflective Steel: 25Z706R-W
Polythylene: 25P706-W
Alum. Composite: 25L706-W
Reflective Alum. Comp: 25L706R-W




25 x 24 Blue Frame Unit
Panel Material Options:
Steel: 25Z706
Reflective Steel: 25Z706R
Polythylene: 25P706
Alum. Composite: 25L706
Reflective Alum. Comp: 25L706R



25 x 24 White Frame Unit
Panel Material Options:
Steel: 25Z706A-W
Reflective Steel: 25Z706RA-W
Polythylene: 25P706A-W
Alum. Composite: 25L706A-W
Reflective Alum. Comp: 25L706RA-W




25 x 24 Blue Frame Unit
Panel Material Options:
Steel: 25Z706A
Reflective Steel: 25Z706RA
Polythylene: 25P706A
Alum. Composite: 25L706A
Reflective Alum. Comp: 25L706RA



25 x 24 White Frame Unit
Panel Material Options:
Brushed Alum. Comp: 25L726P-W



25 x 24 Blue Frame Unit
Panel Material Options:
Brushed Alum. Comp: 25L726P



25 x 24 White Frame Unit
Panel Material Options:
Steel: 25Z706P-W
Reflective Steel: 25Z706RP-W
Polythylene: 25P706P-W
Alum. Composite: 25L706P-W
Reflective Alum. Comp: 25L706RP-W




25 x 24 Blue Frame Unit
Panel Material Options:
Steel: 25Z706P
Reflective Steel: 25Z706RP
Polythylene: 25P706P
Alum. Composite: 25L706P
Reflective Alum. Comp: 25L706RP



25 x 24 White Frame Unit
Panel Material Options:
Brushed Alum. Comp: 25L725P-W




25 x 24 Blue Frame Unit
Panel Material Options:
Brushed Alum. Comp: 25L725P



25 x 24 White Frame Unit
Panel Material Options:
Steel: 25Z705-W
Reflective Steel: 25Z705R-W
Polythylene: 25P705-W
Alum. Composite: 25L705-W
Reflective Alum. Comp: 25L705R-W




25 x 24 Blue Frame Unit
Panel Material Options:
Steel: 25Z705
Reflective Steel: 25Z705R
Polythylene: 25P705
Alum. Composite: 25L705
Reflective Alum. Comp: 25L705R



25 x 24 White Frame Unit
Panel Material Options:
Brushed Alum. Comp: 25L725P-W




25 x 24 Blue Frame Unit
Panel Material Options:
Brushed Alum. Comp: 25L725P




25 x 24 White Frame Unit
Panel Material Options:
Steel: 25Z705P-W
Reflective Steel: 25Z705RP-W
Polythylene: 25P705P-W
Alum. Composite: 25L705P-W
Reflective Alum. Comp: 25L705RA-W




25 x 24 Blue Frame Unit
Panel Material Options:
Steel: 25Z705P
Reflective Steel: 25Z705RP
Polythylene: 25P705P
Alum. Composite: 25L705P
Reflective Alum. Comp: 25L705RA




25 x 24 White Frame Unit
Panel Material Options:
Brushed Alum. Comp: 25L725P-W




25 x 24 Blue Frame Unit
Panel Material Options:
Brushed Alum. Comp: 25L725P




25 x 24 White Frame Unit
Panel Material Options:
Steel: 25Z705A-W
Reflective Steel: 25Z705RA-W
Polythylene: 25P705A-W
Alum. Composite: 25L705A-W
Reflective Alum. Comp: 25L705RA-W




25 x 24 Blue Frame Unit
Panel Material Options:
Steel: 25Z705A
Reflective Steel: 25Z705RA
Polythylene: 25P705A
Alum. Composite: 25L705A
Reflective Alum. Comp: 25L705RA




25 x 24 White Frame Unit
Panel Material Options:
Brushed Alum. Comp: 25L725P-W




25 x 24 Blue Frame Unit
Panel Material Options:
Brushed Alum. Comp: 25L725P




25 x 24 White Frame Unit
Panel Material Options:
Brushed Alum. Comp: 25L726-W




25 x 24 Blue Frame Unit
Panel Material Options:
Brushed Alum. Comp: 25L726




25 x 24 White Frame Unit W/ 2 Rider Inserts
Panel Material Options:
Steel: 25Z717-W
Reflective Steel: 25Z717R-W
Polythylene: 25P717-W
Alum. Composite: 25L717-W
Reflective Alum. Comp: 25L717R-W




25 x 24 Blue Frame Unit W/ 2 Rider Inserts
Panel Material Options:
Steel: 25Z717
Reflective Steel: 25Z717R
Polythylene: 25P717
Alum. Composite: 25L717
Reflective Alum. Comp: 25L717R




25 x 24 White Frame Unit
Panel Material Options:
Brushed Alum. Comp: 25L726A-W



25 x 24 Blue Frame Unit
Panel Material Options:
Brushed Alum. Comp: 25L726A



25 x 24 White Frame Unit W/ 2 Rider Inserts
Panel Material Options:
Steel: 25Z717A-W
Reflective Steel: 25Z717RA-W
Polythylene: 25P717A-W
Alum. Composite: 25L717A-W
Reflective Alum. Comp: 25L717RA-W



25 x 24 Blue Frame Unit W/ 2 Rider Inserts
Panel Material Options:
Steel: 25Z717A
Reflective Steel: 25Z717RA
Polythylene: 25P717A
Alum. Composite: 25L717A
Reflective Alum. Comp: 25L717RA

25 x 24 White Frame Unit W/ 2 Rider Inserts
 Panel Material Options:
Steel:
Reflective Steel:
Polythylene:
Alum. Composite:
Reflective Alum. Comp:

25 x 24 White Frame Unit W/ 2 Rider Inserts
 Panel Material Options:
Steel: 25Z716-W
Reflective Steel: 25Z716R-W
Polythylene: 25P716-W
Alum. Composite: 25L716-W
Reflective Alum. Comp: 25L716R-W

25 x 24 White Frame Unit W/ 2 Rider Inserts
 Panel Material Options:
Steel: 25Z716A-W
Reflective Steel: 25Z716RA-W
Polythylene: 25P716A-W
Alum. Composite: 25L716A-W
Reflective Alum. Comp: 25L716RA-W

25 x 24 White Frame Unit W/ 2 Rider Inserts
 Panel Material Options:
Steel: 25Z716P-W
Reflective Steel: 25Z716RP-W
Polythylene: 25P716P-W
Alum. Composite: 25L716P-W
Reflective Alum. Comp: 25L716RP-W

25 x 24 White Frame Unit W/ 2 Rider Inserts
 Panel Material Options:
Steel: 25Z715-W
Reflective Steel: 25Z715R-W
Polythylene: 25P715-W
Alum. Composite: 25L715-W
Reflective Alum. Comp: 25L715R-W

25 x 24 White Frame Unit W/ 2 Rider Inserts
 Panel Material Options:
Steel: 25Z715A-W
Reflective Steel: 25Z715RA-W
Polythylene: 25P715A-W
Alum. Composite: 25L715A-W
Reflective Alum. Comp: 25L715RA-W

25 x 24 White Frame Unit W/ 2 Rider Inserts
 Panel Material Options:
Steel: 25Z715P-W
Reflective Steel: 25Z715RP-W
Polythylene: 25P715P-W
Alum. Composite: 25L715P-W
Reflective Alum. Comp: 25L715RP-W

25 x 24 Blue Frame Unit W/ 2 Rider Inserts
 Panel Material Options:
Steel: 25Z717P
Reflective Steel: 25Z717RP
Polythylene: 25P717P
Alum. Composite: 25L717P
Reflective Alum. Comp: 25L717RP

25 x 24 Blue Frame Unit W/ 2 Rider Inserts
 Panel Material Options:
Steel: 25Z716
Reflective Steel: 25Z716R
Polythylene: 25P716
Alum. Composite: 25L716
Reflective Alum. Comp: 25L716R

25 x 24 Blue Frame Unit W/ 2 Rider Inserts
 Panel Material Options:
Steel: 25Z716A
Reflective Steel: 25Z716RA
Polythylene: 25P716A
Alum. Composite: 25L716A
Reflective Alum. Comp: 25L716RA

25 x 24 Blue Frame Unit W/ 2 Rider Inserts
 Panel Material Options:
Steel: 25Z716P
Reflective Steel: 25Z716RP
Polythylene: 25P716P
Alum. Composite: 25L716P
Reflective Alum. Comp: 25L716RP

25 x 24 Blue Frame Unit W/ 2 Rider Inserts
 Panel Material Options:
Steel: 25Z715
Reflective Steel: 25Z715R
Polythylene: 25P715
Alum. Composite: 25L715
Reflective Alum. Comp: 25L715R

25 x 24 Blue Frame Unit W/ 2 Rider Inserts
 Panel Material Options:
Steel: 25Z715A
Reflective Steel: 25Z715RA
Polythylene: 25P715A
Alum. Composite: 25L715A
Reflective Alum. Comp: 25L715RA

25 x 24 Blue Frame Unit W/ 2 Rider Inserts
 Panel Material Options:
Steel: 25Z715P
Reflective Steel: 25Z715RP
Polythylene: 25P715P
Alum. Composite: 25L715P
Reflective Alum. Comp: 25L715RP

25 X 24 ANGLE IRON UNIT - PRICING TABLE ON PAGE 13

25 x 24 White Frame Unit W/ 2 Rider Inserts
 Panel Material Options:
Brushed Alum. Comp: 25L736-W

25 x 24 Blue Frame Unit W/ 2 Rider Inserts
 Panel Material Options:
Brushed Alum. Comp: 25L736

25 x 24 White Frame Unit W/ 2 Rider Inserts
 Panel Material Options:
Brushed Alum. Comp: 25L736A-W

25 x 24 Blue Frame Unit W/ 2 Rider Inserts
 Panel Material Options:
Brushed Alum. Comp: 25L736A

25 x 24 White Frame Unit W/ 2 Rider Inserts
 Panel Material Options:
Brushed Alum. Comp: 25L736P-W

25 x 24 Blue Frame Unit W/ 2 Rider Inserts
 Panel Material Options:
Brushed Alum. Comp: 25L736P

25 x 24 White Frame Unit W/ 2 Rider Inserts
 Panel Material Options:
Brushed Alum. Comp: 25L735-W

25 x 24 Blue Frame Unit W/ 2 Rider Inserts
 Panel Material Options:
Brushed Alum. Comp: 25L735

25 x 24 White Frame Unit W/ 2 Rider Inserts
 Panel Material Options:
Brushed Alum. Comp: 25L735A-W

25 x 24 Blue Frame Unit W/ 2 Rider Inserts
 Panel Material Options:
Brushed Alum. Comp: 25L735A

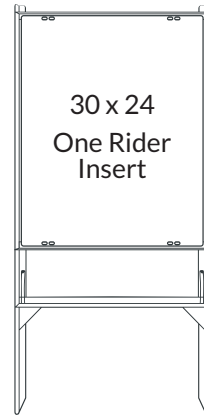
25 x 24 White Frame Unit W/ 2 Rider Inserts
 Panel Material Options:
Brushed Alum. Comp: 25L735P-W

25 x 24 Blue Frame Unit W/ 2 Rider Inserts
 Panel Material Options:
Brushed Alum. Comp: 25L735P

30 X 24 ANGLE IRON UNIT - STEEL FRAMES

Panel Material	Description	3	5	10	15	25	50	100+
Steel	White Frame with Panel	51.75	48.05	45.00	44.35	43.80	43.20	42.85
Reflective Steel	White Frame with Panel	63.00	59.35	56.35	55.65	55.05	54.45	54.15
Steel	Blue Frame with Panel	77.75	72.80	69.15	68.05	67.35	66.55	66.15
Reflective Steel	Blue Frame with Panel	89.10	84.10	80.40	79.30	78.60	77.85	77.45
Aluminum Composite	White Frame with Panel	58.55	55.00	51.65	50.80	50.35	49.70	49.40
Reflective Aluminum Composite	White Frame with Panel	85.25	80.35	76.35	75.10	74.50	73.70	73.35
.040 Aluminum Composite	Blue Frame with Panel	69.65	66.10	62.75	61.55	61.05	60.45	60.15
.040 Reflective Aluminum Composite	Blue Frame with Panel	96.45	91.60	87.55	86.30	85.75	84.95	84.55
Brushed Aluminum Composite	White Frame with Panel	58.65	55.15	51.90	51.10	50.65	50.05	49.75
Brushed Aluminum Composite	Blue Frame with Panel	69.90	66.45	63.15	62.35	61.90	61.30	61.00
.040 Aluminum	White Frame with Panel	58.00	54.50	51.25	50.45	49.90	49.25	48.95
.040 Reflective Aluminum	White Frame with Panel	84.00	79.25	75.30	74.10	73.45	72.60	72.25
.040 Aluminum	Blue Frame with Panel	69.30	65.80	62.55	61.70	61.15	60.50	60.20
.040 Reflective Aluminum	Blue Frame with Panel	95.25	90.50	86.60	85.40	84.75	83.90	83.50
Polythylene	White Frame with Panel	59.30	55.75	52.20	51.20	50.20	49.80	37.65
Polythylene	Blue Frame with Panel	70.45	67.00	63.80	62.90	61.95	61.25	60.85

Price each. Shipped FOB, Lowen.



30 x 24 White Frame Unit
 Panel Material Options:
Steel: 25Z970-W
Reflective Steel: 25Z970R-W
Polythylene: 25P970-W
Aluminum: 25A970-W
Reflective Aluminum: 25A970R-W
Alum. Composite: 25L970-W
Reflective Alum. Comp: 25L970R-W

30 x 24 White Frame Unit
 Panel Material Options:
Steel: 25Z971-W
Reflective Steel: 25Z971R-W
Polythylene: 25P970P-W
Aluminum: 25A970P-W
Reflective Aluminum: 25A970RP-W
Alum. Composite: 25L971-W
Reflective Alum. Comp: 25L971R-W

30 x 24 White Frame Unit
 Panel Material Options:
Steel: 25Z970A-W
Reflective Steel: 25Z970RA-W
Polythylene: 25P970A-W
Aluminum: 25A970A-W
Reflective Aluminum: 25A970RA-W
Alum. Composite: 25L970A-W
Reflective Alum. Comp: 25L970RA-W

30 x 24 White Frame Unit
 Panel Material Options:
Steel: 25Z971A-W
Reflective Steel: 25Z971RA-W
Polythylene: 25P971A-W
Aluminum: 25A971A-W
Reflective Aluminum: 25A971RA-W
Alum. Composite: 25L971A-W
Reflective Alum. Comp: 25L971RA-W

30 x 24 White Frame Unit
 Panel Material Options:
Steel: 25Z970P-W
Reflective Steel: 25Z970RP-W
Polythylene: 25P970P-W
Aluminum: 25A970P-W
Reflective Aluminum: 25A970RP-W
Alum. Composite: 25L970A-W
Reflective Alum. Comp: 25L970RA-W

30 x 24 White Frame Unit
 Panel Material Options:
Steel: 25Z971P-W
Reflective Steel: 25Z971PR-W
Polythylene: 25P971P-W
Aluminum: 25A971P-W
Reflective Aluminum: 25A971RP-W
Alum. Composite: 25L971P-W
Reflective Alum. Comp: 25L971RP-W

30 X 24 ANGLE IRON UNIT DESIGNS SHOWN ON PAGES 18-20

30 X 24 ANGLE IRON UNIT

30 x 24 White Frame Unit
 Panel Material Options:
Steel: 25Z972-W
Reflective Steel: 25Z972R-W
Polythylene: 25P972-W
Aluminum: 25A972-W
Reflective Aluminum: 25A972R-W
Alum. Composite: 25L972-W
Reflective Alum. Comp: 25L972R-W

30 x 24 Blue Frame Unit
 Panel Material Options:
Steel: 25Z972
Reflective Steel: 25Z972R
Polythylene: 25P972
Aluminum: 25A972
Reflective Aluminum: 25A972R
Alum. Composite: 25L972
Reflective Alum. Comp: 25L972R

30 x 24 Blue Frame Unit
 Panel Material Options:
Steel: 25Z970
Reflective Steel: 25Z970R
Polythylene: 25P970
Aluminum: 25A970
Reflective Aluminum: 25A970R
Alum. Composite: 25L970
Reflective Alum. Comp: 25L970R

30 x 24 Blue Frame Unit
 Panel Material Options:
Steel: 25Z971
Reflective Steel: 25Z971R
Polythylene: 25P971
Aluminum: 25A971
Reflective Aluminum: 25A971R
Alum. Composite: 25L971
Reflective Alum. Comp: 25L971R

30 x 24 White Frame Unit
 Panel Material Options:
Steel: 25Z972A-W
Reflective Steel: 25Z972RA-W
Polythylene: 25P972A-W
Aluminum: 25A972A-W
Reflective Aluminum: 25A972RA-W
Alum. Composite: 25L972A-W
Reflective Alum. Comp: 25L972RA-W

30 x 24 Blue Frame Unit
 Panel Material Options:
Steel: 25Z972A
Reflective Steel: 25Z972RA
Polythylene: 25P972A
Aluminum: 25A972A
Reflective Aluminum: 25A972RA
Alum. Composite: 25L972A
Reflective Alum. Comp: 25L972RA

30 x 24 Blue Frame Unit
 Panel Material Options:
Steel: 25Z970A
Reflective Steel: 25Z970RA
Polythylene: 25P970A
Aluminum: 25A970A
Reflective Aluminum: 25A970RA
Alum. Composite: 25L970A
Reflective Alum. Comp: 25L970RA

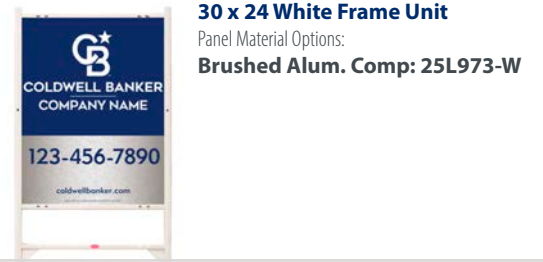
30 x 24 Blue Frame Unit
 Panel Material Options:
Steel: 25Z971A
Reflective Steel: 25Z971RA
Polythylene: 25P971A
Aluminum: 25A971A
Reflective Aluminum: 25A971RA
Alum. Composite: 25L971A
Reflective Alum. Comp: 25L971RA

30 x 24 White Frame Unit
 Panel Material Options:
Steel: 25Z972P-W
Reflective Steel: 25Z972RP-W
Polythylene: 25P972P-W
Aluminum: 25A972P-W
Reflective Aluminum: 25A972RP-W
Alum. Composite: 25L972P-W
Reflective Alum. Comp: 25L972RP-W

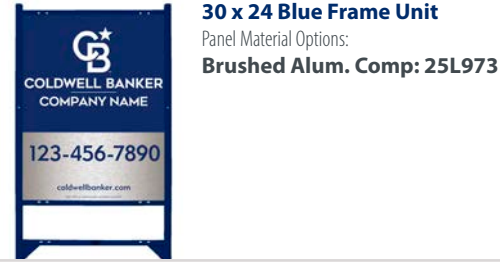
30 x 24 Blue Frame Unit
 Panel Material Options:
Steel: 25Z972P
Reflective Steel: 25Z972PR
Polythylene: 25P972P
Aluminum: 25A972P
Reflective Aluminum: 25A972RP
Alum. Composite: 25L972P
Reflective Alum. Comp: 25L972RP

30 x 24 Blue Frame Unit
 Panel Material Options:
Steel: 25Z970P
Reflective Steel: 25Z970RP
Polythylene: 25P970P
Aluminum: 25A970P
Reflective Aluminum: 25A970RP
Alum. Composite: 25L970P
Reflective Alum. Comp: 25L970RP

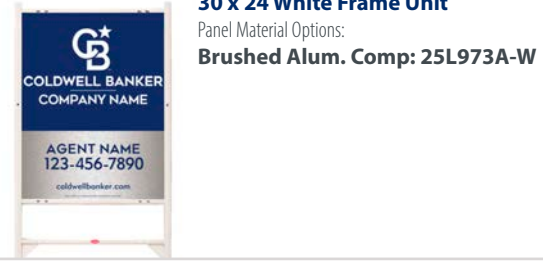
30 x 24 Blue Frame Unit
 Panel Material Options:
Steel: 25Z971P
Reflective Steel: 25Z971PR
Polythylene: 25P971P
Aluminum: 25A971P
Reflective Aluminum: 25A971RP
Alum. Composite: 25L971P
Reflective Alum. Comp: 25L971RP



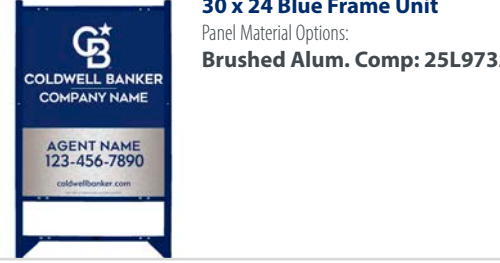
30 x 24 White Frame Unit
Panel Material Options:
Brushed Alum. Comp: 25L973-W



30 x 24 Blue Frame Unit
Panel Material Options:
Brushed Alum. Comp: 25L973




30 x 24 White Frame Unit
Panel Material Options:
Brushed Alum. Comp: 25L973A-W



30 x 24 Blue Frame Unit
Panel Material Options:
Brushed Alum. Comp: 25L973A



30 x 24 White Frame Unit
Panel Material Options:
Brushed Alum. Comp: 25L973P-W



30 x 24 Blue Frame Unit
Panel Material Options:
Brushed Alum. Comp: 25L973P



30 x 24 White Frame Unit
Panel Material Options:
Brushed Alum. Comp: 25L974-W



30 x 24 Blue Frame Unit
Panel Material Options:
Brushed Alum. Comp: 25L974



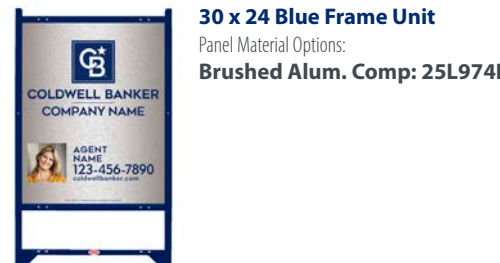
30 x 24 White Frame Unit
Panel Material Options:
Brushed Alum. Comp: 25L974A-W



30 x 24 Blue Frame Unit
Panel Material Options:
Brushed Alum. Comp: 25L974A



30 x 24 White Frame Unit
Panel Material Options:
Brushed Alum. Comp: 25L974P-W



30 x 24 Blue Frame Unit
Panel Material Options:
Brushed Alum. Comp: 25L974P

DIRECTIONAL PANELS ONLY

Platinum Directional Panels
All platinum panel layouts will be printed on the Brushed Aluminum Composite material or the platinum "look" will be printed on Corrugated Plastic.

18 X 24 DIRECTIONAL PANELS

Description	3	5	10	15	25	50	100+
18 x 24 4MM Corrugated Plastic	15.30	11.60	9.30	8.55	7.85	7.40	7.25
18 x 24 Steel	21.50	16.55	13.90	13.50	12.45	11.90	11.80
18 x 24 Brushed Aluminum Composite	25.65	21.95	18.60	17.80	16.65	16.00	15.80

Price each. Shipped FOB, Lowen.



Visit lowensign.com to shop all directional panel designs.

24 X 24 DIRECTIONAL PANELS

Description	3	5	10	15	25	50	100+
24 x 24 4MM Corrugated Plastic	16.80	13.95	11.75	11.60	10.65	10.45	10.15
24 x 24 Steel	23.80	19.70	17.65	17.50	16.55	16.20	15.95
24 x 24 Brushed Aluminum Composite	26.50	22.40	19.90	19.75	18.75	18.45	18.15

Price each. Shipped FOB, Lowen.

DIRECTIONAL UNITS

WIRE STAKE UNIT- NOT ASSEMBLED

Description	3	5	10	15	25	50	100+
18 x 24 4MM Corrugated Plastic	19.40	14.85	11.90	10.55	9.70	8.95	8.85
24 x 24 4MM Corrugated Plastic	20.60	16.20	12.75	11.75	10.75	10.10	9.95

Price each. Shipped FOB, Lowen.



WIRE STAKE SHOWN WITH CORRUGATED PLASTIC PANEL

Stake Only: Item # 25-687

Visit lowensign.com to shop all directional panel designs.

A-FRAME UNIT- ASSEMBLED

ITEM	Description	3	5	10	15	25	50	100+
25Z953-300	18 x 24 Blue Steel A-Frame	65.55	60.65	58.80	58.35	57.80	57.35	57.15
25Z953-300-W	18 x 24 White Steel A-Frame	61.45	56.55	54.75	54.30	53.75	53.30	53.10
25Z956-300	24 x 24 Blue Steel A-Frame	70.05	65.30	63.45	63.20	62.65	62.30	62.10
25Z956-300-W	24 x 24 White Steel A-Frame	66.95	62.20	60.35	60.05	59.55	59.15	59.00
25Z944-300-W	18 x 24 White Steel Swinging A-Frame	41.55	36.30	32.20	31.40	30.25	29.50	29.40
25Z945-300-W	24 x 24 White Steel Swinging A-Frame	43.55	38.25	34.20	33.35	32.20	31.50	31.35

Price each. Shipped FOB, Lowen.

Material Options include Aluminum Composite and .050 Polyethylene- see website for pricing



Place for Rider!

White Swinging A- Frame Unit
Item #: 25Z944-300-W

Brushed Aluminum Tent Units
will ONLY be printed on the
Brushed Aluminum material.

SHIPPED UNASSEMBLED



Steel A- Frame Unit
Item #: 25Z953-300-W

FEATHER FLAGS



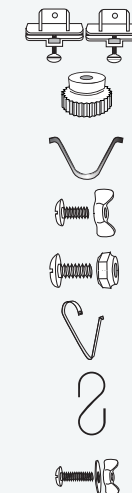
FEATHER FLAGS

ITEM	Description	1	3	5	10+
25-272-300	12 Ft	99.75	89.75	87.75	86.90
25-282-300	9 Ft	75.80	66.80	64.40	63.50
25-282	7 Ft Flag Only	55.00	40.20	38.85	36.75
25F272-300	10 Ft Flag Only	67.55	49.60	45.05	44.75

Price each. Shipped FOB, Lowen.



HARDWARE



ITEM	DESCRIPTION	QUANTITY	PRICE
25-715	Premier Post Rider clips	Bag of 10	12.25
25-703	Plastic nuts for Tubular Unit	Bag of 50	6.45
25-705	U-Clips for Tubular Unit	Bag of 15	4.50
25-700	Rider Hardware Sets	Bag of 24	3.95
25-702	Panel Nut and Bolt Sets	Bag of 25	3.40
25-708	Safety Pin Clip	Bag of 20	7.70
25-709	S-Hooks	Bag of 50	7.05
25-704	Plastic Panel Sets	Bag of 25	4.50

Price each. Shipped FOB, Lowen.

MESSAGE RIDERS

SOLD

FOR RENT

OPEN SUNDAY

COMING SOON

UNDER CONTRACT

ACREAGE

OPEN SUNDAY 2-4

OCEAN FRONT

JUST LISTED

NEW PRICE

SALE PENDING

RESERVED

SOLD

FOR RENT

OPEN SUNDAY

COMING SOON

UNDER CONTRACT

ACREAGE

OPEN SUNDAY 2-4

OCEAN FRONT

JUST LISTED

NEW PRICE

SALE PENDING

RESERVED

SOLD

FOR RENT

OPEN SUNDAY

COMING SOON

UNDER CONTRACT

ACREAGE

OPEN SUNDAY 2-4

OCEAN FRONT

JUST LISTED

NEW PRICE

SALE PENDING

RESERVED

SOLD

FOR RENT

OPEN SUNDAY

COMING SOON

UNDER CONTRACT

ACREAGE

OPEN SUNDAY 2-4

OCEAN FRONT

JUST LISTED

NEW PRICE

SALE PENDING

RESERVED

SOLD

FOR RENT

UNDER CONTRACT

ACREAGE

JUST LISTED

NEW PRICE

OPEN SUNDAY

COMING SOON

OPEN SUNDAY 2-4

OCEAN FRONT

SALE PENDING

RESERVED

6 X 24 MESSAGE RIDERS

ITEM	Description	10+
25Z185	6x24 Steel Message Rider - Blue & White Styles	7.60
25P185	6x24 Poly Message Rider - Blue & White Styles	9.70
25L185	6x24 Aluminum Composite - Platinum, Blue & White Styles	10.70
25Z185R	6x24 Steel Reflective Message Rider - Blue & White Styles	13.05
25L185	6x24 Brushed Aluminum Composite Message - Platinum Styles	12.05

Price each, shipped FOB, Lowen. Hardware included.

AGENT RIDERS

AGENT NAME
123-456-7890

AGENT NAME
123-456-7890

AGENT NAME
123-456-7890

AGENT NAME
123-456-7890

AGENT NAME
123-456-7890

AGENT NAME
123-456-7890

AGENT NAME
123-456-7890

AGENT NAME
123-456-7890

AGENT NAME
123-456-7890

AGENT NAME
123-456-7890

AGENT NAME
123-456-7890

AGENT NAME HERE
123-456-7890

AGENT NAME HERE
123-456-7890

AGENT NAME HERE
123-456-7890

AGENT NAME HERE
123-456-7890

AGENT NAME HERE
123-456-7890

AGENT NAME
123-456-7890

AGENT NAME
123-456-7890

AGENT NAME
123-456-7890

AGENT NAME
123-456-7890

AGENT NAME
123-456-7890

AGENT NAME
123-456-7890

AGENT NAME
123-456-7890

AGENT NAME
123-456-7890

AGENT NAME
123-456-7890

6X24 AGENT RIDERS

ITEM	Description	3	5	10	15	25+
25Z180	6x24 Steel Rider - Blue & White Styles	12.50	10.10	7.60	7.10	6.55
25Z180R	6x24 Steel Reflective Rider - Blue & White Styles	18.00	15.60	13.05	12.55	12.00

Price each, shipped FOB, Lowen. Hardware included.

8X24 AGENT RIDERS

ITEM	Description	3	5	10	15	25+
25Z184	8x24 Steel Photo Rider	14.00	11.90	9.80	8.50	7.95
25Z184R	8x24 Steel Reflective Photo Rider	27.35	23.40	20.45	19.50	18.75

Price each, shipped FOB, Lowen. Hardware included.

6X24 AGENT PHOTO RIDERS

ITEM	Description	3	5	10	15	25+
25Z182	6x24 Steel Photo Rider	12.50	10.10	7.60	7.10	6.55
25Z182R	6x24 Steel Reflective Photo Rider	18.00	15.60	13.05	12.55	12.00

Price each, shipped FOB, Lowen. Hardware included.

8X24 AGENT PHOTO RIDERS


ITEM	Description	3	5	10	15	25+
25Z186	8x24 Steel Photo Rider	14.00	11.90	9.80	8.50	7.95
25Z186R	8x24 Steel Reflective Photo Rider	27.35	23.40	20.45	19.50	18.75

Price each, shipped FOB, Lowen. Hardware included.

Platinum Riders

All platinum rider layouts will be printed on the brushed aluminum composite material that has the platinum finish.

STEEL FRAMES



24 X 24 STEEL FRAME

ITEM	1	3	5+
25-646-BL 24 x 24 Angle Iron Blue Frame	49.80	32.70	29.30
25-626 24 x 24 Angle Iron White Frame	44.30	27.15	23.80

Price each. Shipped FOB, Lowen.

25 X 24 STEEL FRAME

ITEM	1	3	5+
25-628-BL 25 x 24 Angle Iron Blue Frame	50.10	33.05	29.60
25-628 25 x 24 Angle Iron White Frame	43.45	26.35	22.95

Price each. Shipped FOB, Lowen.

30 X 24 STEEL FRAME

ITEM	1	3	5+
25-631-BL 30 x 24 Angle Iron Blue Frame	55.05	37.95	35.85
25-631 30 x 24 Angle Iron White Frame	44.95	27.35	17.95

Price each. Shipped FOB, Lowen.

24 X 24 STEEL DOUBLE RIDER INSERT FRAME

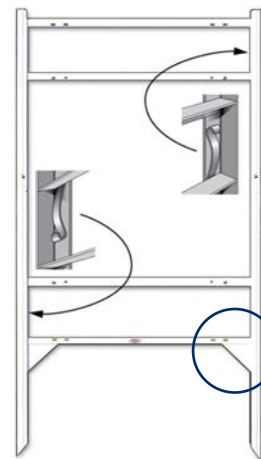
ITEM	1	3	5+
25-646-BL 24 x 24 Angle Iron Blue Frame	53.70	36.55	34.50
25-646 24 x 24 Angle Iron White Frame	46.45	29.35	27.25

Price each. Shipped FOB, Lowen.

25 X 24 STEEL DOUBLE RIDER INSERT FRAME

ITEM	1	3	5+
25-648-BL 25 x 24 Angle Iron Blue Frame	53.00	35.85	33.80
25-648 25 x 24 Angle Iron White Frame	46.80	29.70	27.60

Price each. Shipped FOB, Lowen.

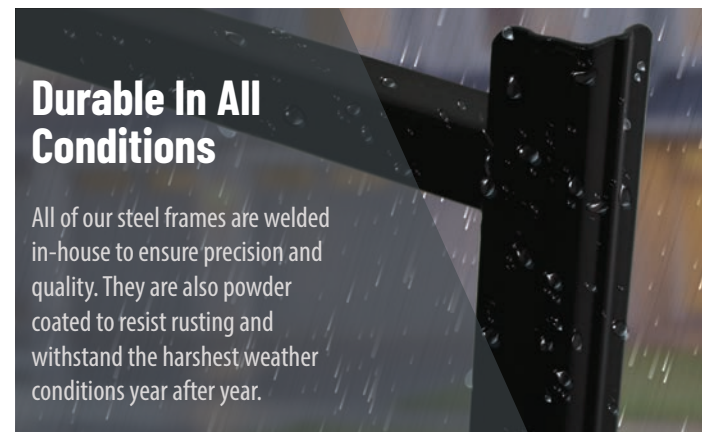


Rider Inserts

Double rider insert frames have spring clips to easily change out riders while still securely holding your riders.

Reinforced Foot Push

Lowen frames have welded reinforced foot pushes in each corner for easily pushing your sign into the ground.



Durable In All Conditions

All of our steel frames are welded in-house to ensure precision and quality. They are also powder coated to resist rusting and withstand the harshest weather conditions year after year.



WHAT YOU GET WHEN YOU WORK WITH LOWEN SIGN

We know you're busy. That's why Lowen Sign Company is continuously improving the products and services we provide. Order tracking and management tools at lowensign.com make it easy to reorder your yard signs and see what orders are on the way. You can even order signage on-the-go with your mobile device!

This hassle free experience is made even better with the fastest production time in the industry. Once you approve your order, signs are produced in just 3 days. They're then shipped promptly with tracking info provided in your lowensign.com account.

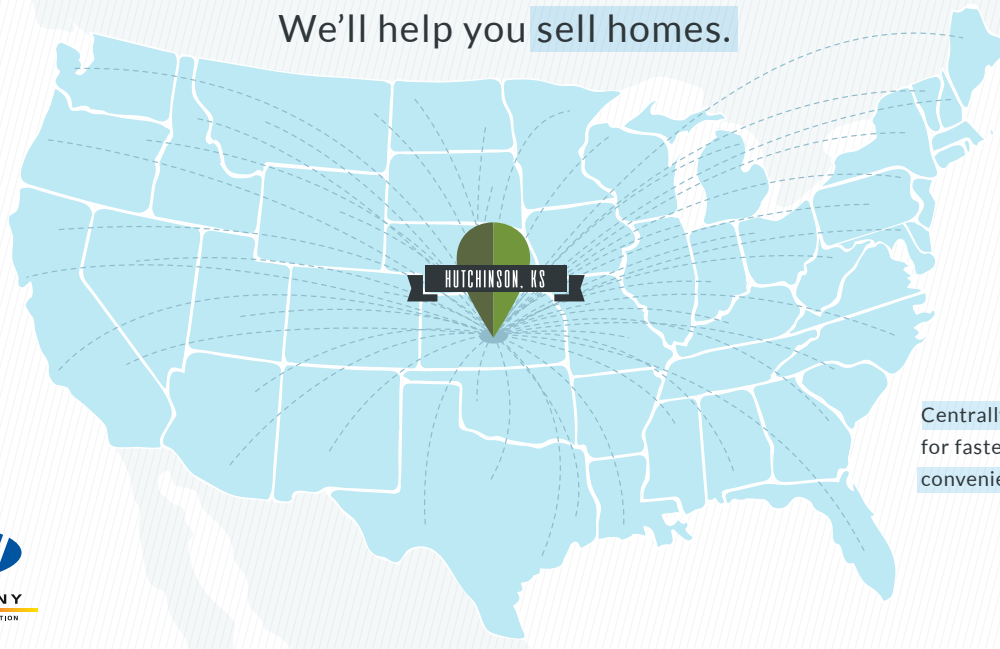
"I HAD CALLED ANOTHER COMPANY FOR A QUOTE BEFORE ORDERING FROM LOWEN. THEY WERE HIGHER IN PRICE AND WANTED TO CHARGE ME MORE BECAUSE I WAS CONCERNED ABOUT THE DELIVERY TIME. I WENT ONLINE AT LOWEN AND BEFORE I PUSHED SEND, I CALLED IN AND GOT A CUSTOMER SERVICE REPRESENTATIVE. SHE WALKED ME THROUGH THINGS AND HELPED TO EXPEDITE MY ORDER WHICH WENT OUT IN RECORD TIME."

- SUSAN FIKE

*"Very impressed! Wow!
Wow! Not even a week
and I got a really NICE
product. Thank you!"
- Haniya N.*

We pride ourselves on personal and professional customer service. A real person answers the phone each time you call. No automated voice systems! An experienced Customer Service Representative keeps track of your order from start-to-finish to insure everything goes right.

No matter where you call home,
We'll help you sell homes.



Centrally located
for faster, more
convenient shipping.



**Our production time is the fastest in the industry.
Your order is produced and on-the-way in just 3 days.**

COLDWELL BANKER
**BUSINESS
ADVANTAGE**

All specifications in this catalog supersede previous catalogs and are subject to change without notice. Please go to lowensign.com for current prices and information. We reserve the right to correct typographical errors. The design and contents of this catalog are copyrighted.

You can find us on social media.
Follow and Like us today!



CALL 800-545-5505 FAX 800-846-4466 LOWENSIGN.COM